

平面圖

Floor Plan



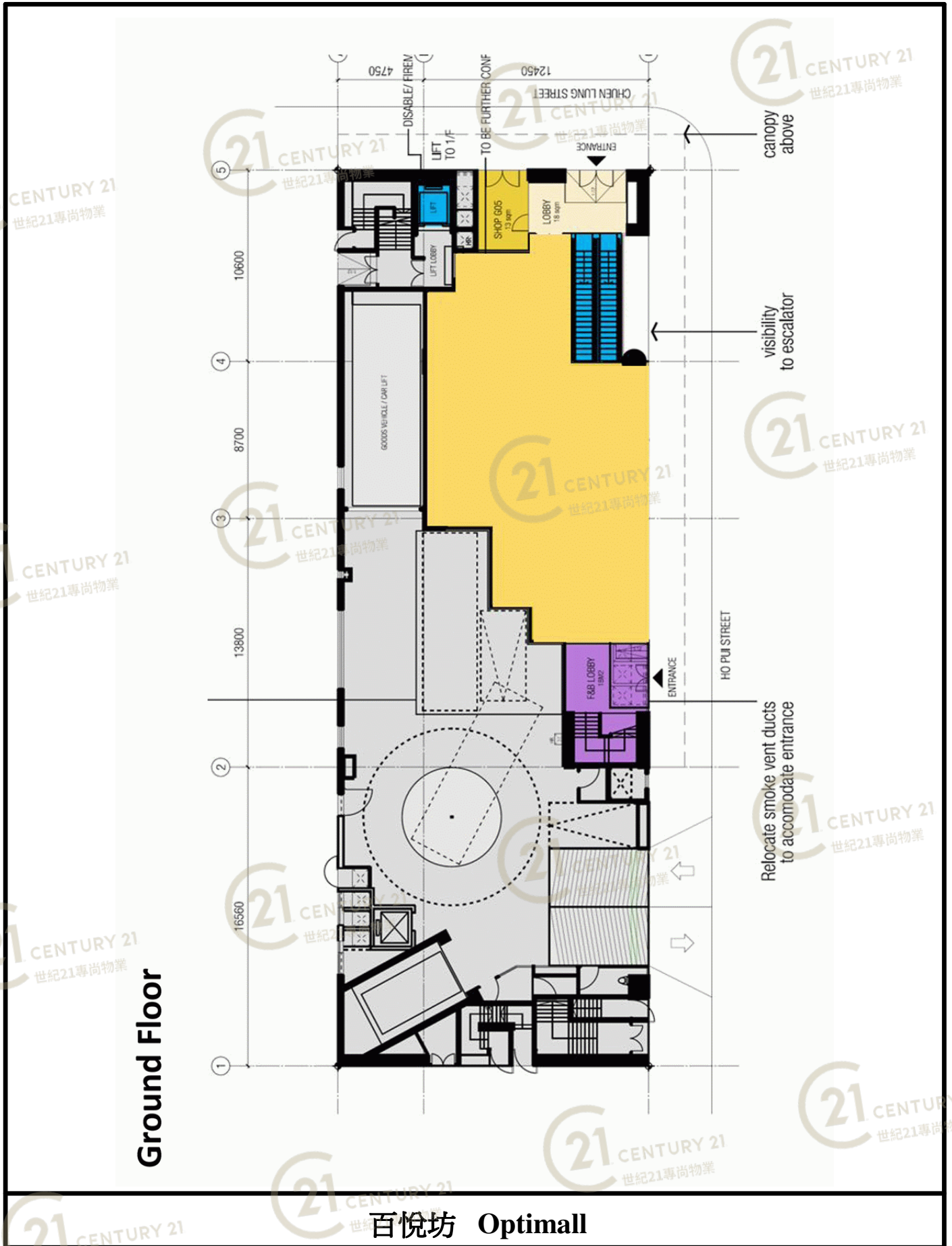
百悅坊 Optimall

NOT TO SCALE, FOR IDENTIFICATION PURPOSE ONLY

圖中所有數據比例，一概只作參考之用

平面圖

Floor Plan



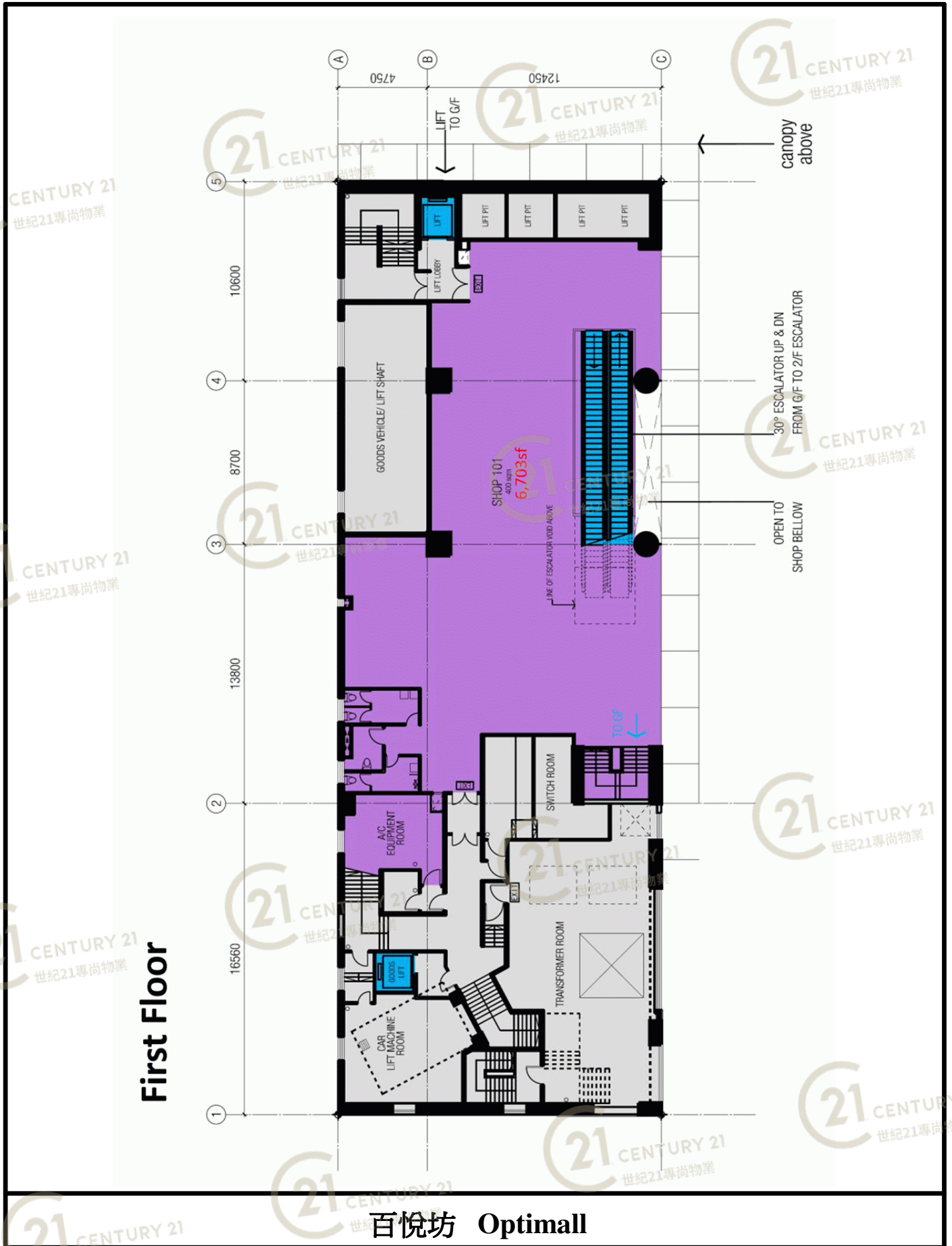
百悅坊 Optimall

NOT TO SCALE, FOR IDENTIFICATION PURPOSE ONLY

圖中所有數據比例，一概只作參考之用

平面圖

Floor Plan



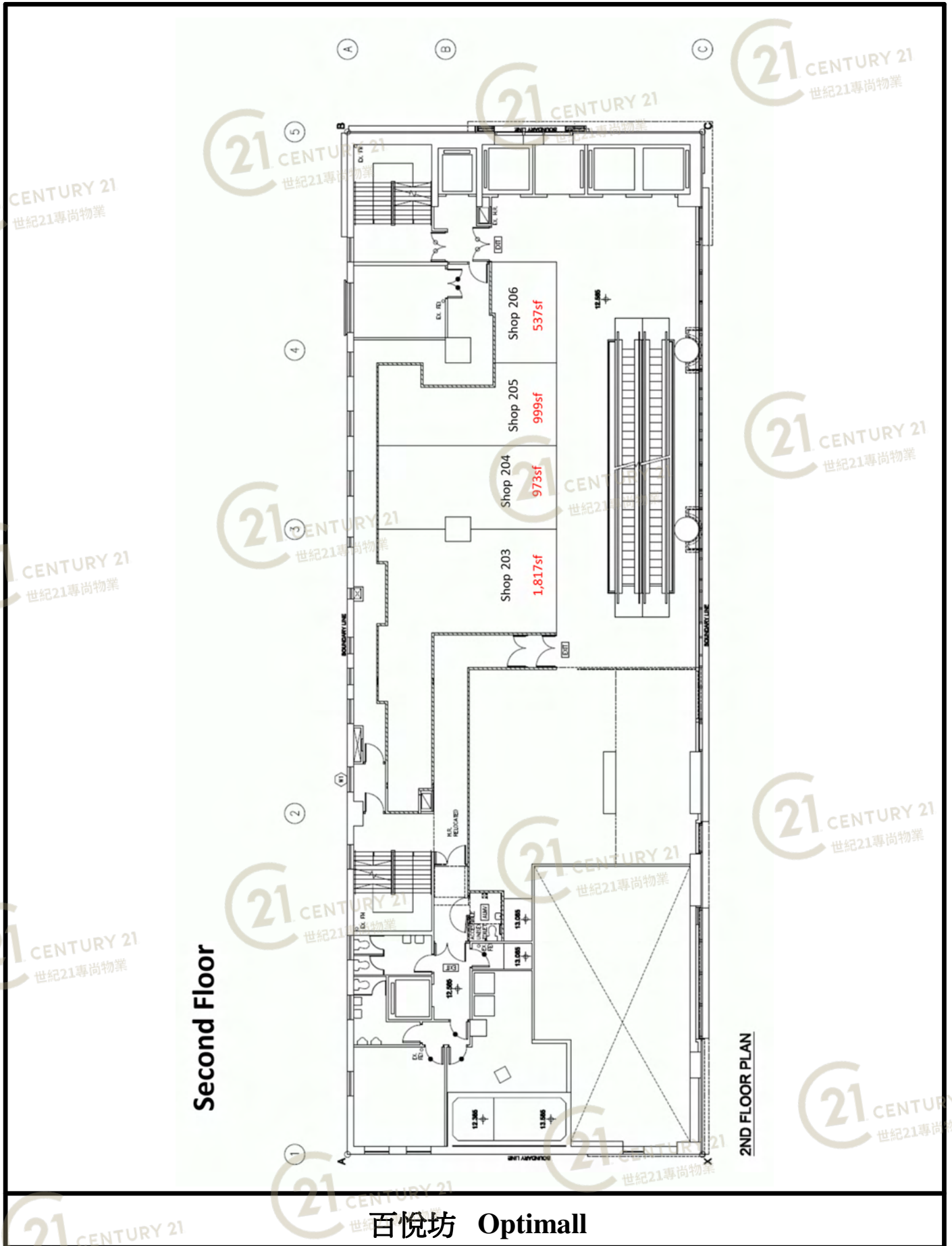
First Floor

百悅坊 Optimall

NOT TO SCALE, FOR IDENTIFICATION PURPOSE ONLY
圖中所有數據比例，一概只作參考之用

平面圖

Floor Plan



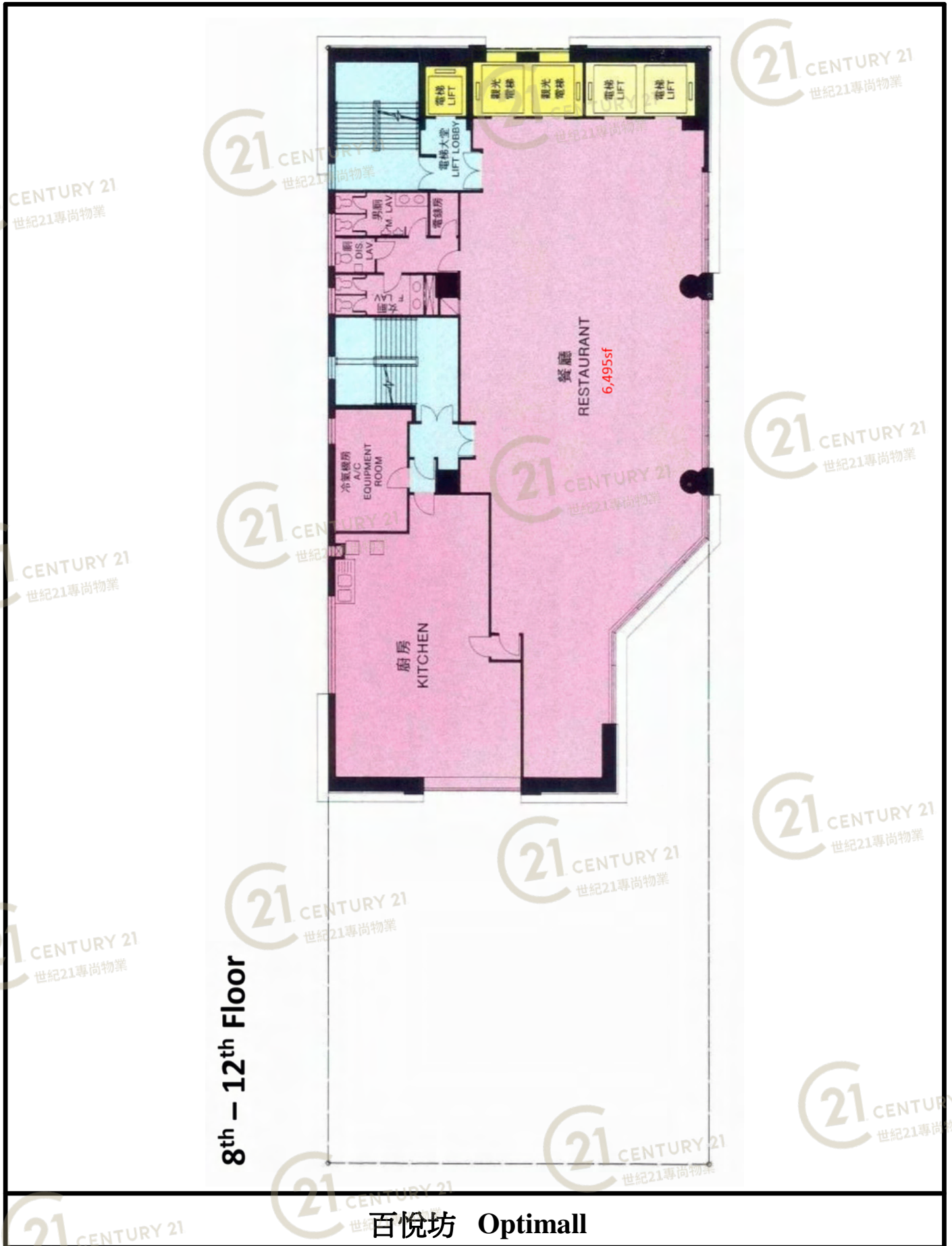
百悅坊 Optimal

NOT TO SCALE, FOR IDENTIFICATION PURPOSE ONLY

圖中所有數據比例，一概只作參考之用

平面圖

Floor Plan



NOT TO SCALE, FOR IDENTIFICATION PURPOSE ONLY

圖中所有數據比例，一概只作參考之用

平面圖

Optimall (百悅坊) – Asking Rental as at 12 Jun 2014

Unit / Floor	Lettable Area (sf)	Marketing GFA (sf)	Efficiency (%)	Targeted Trade	ASKING RENTAL			Rent Free	Availability
					psf	pcm	Mgt Fee @ \$5.50 (M GFA)		
G05, G/F	140	229	61%	Everyday Living / Bank / Fast Food	253	57,937	1,260	up to 3 months	Immediately
1/F	4,656	6,703	69%	Everyday Living / Bank / Fast Food	43	288,229	36,867	up to 3 months	Immediately
203, 2/F	694	1,817	38%	Home Accessories / Personal Care / Fast Food	35	63,595	9,994	up to 3 months	Immediately
204, 2/F	383	973	39%	Home Accessories / Personal Care / Fast Food	45	43,785	5,352	up to 3 months	Immediately
205, 2/F	338	999	34%	Home Accessories / Personal Care / Fast Food	45	44,955	5,495	up to 3 months	Immediately
206, 2/F	167	537	31%	Home Accessories / Personal Care / Fast Food	58	31,146	2,954	up to 3 months	Immediately
12/F	4,546	6,495	70%	Restaurant	30	194,859	35,723	up to 3 months	Immediately

百悅坊 Optimall

NOT TO SCALE, FOR IDENTIFICATION PURPOSE ONLY

圖中所有數據比例，一概只作參考之用